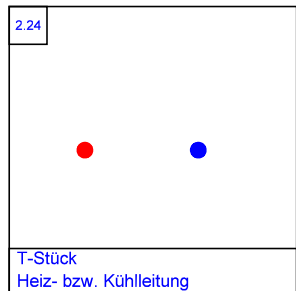
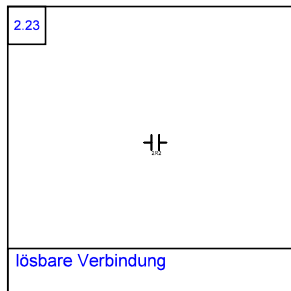
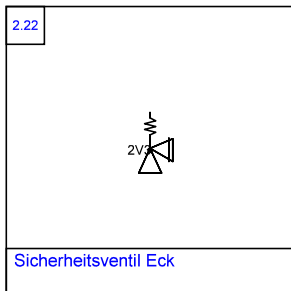
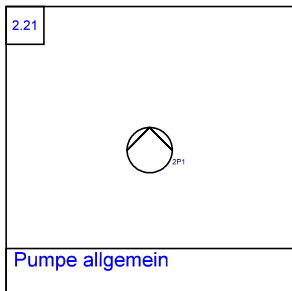
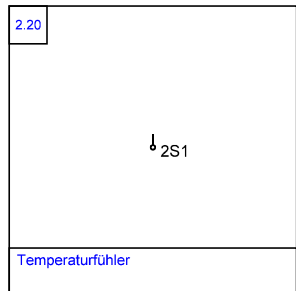
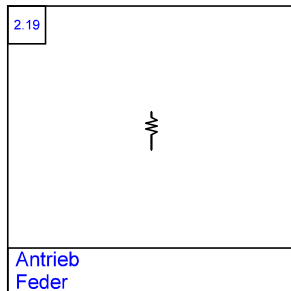
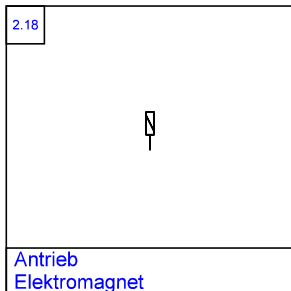
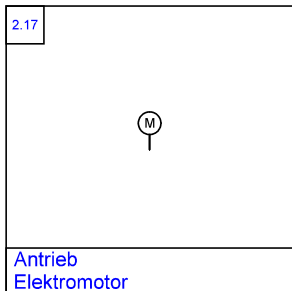
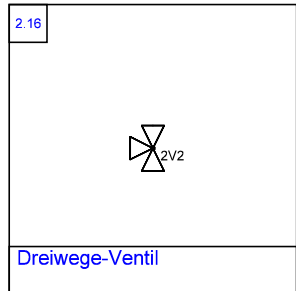
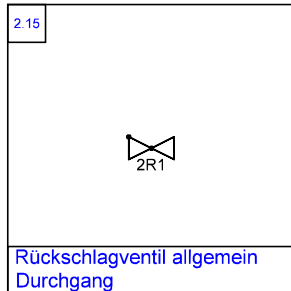
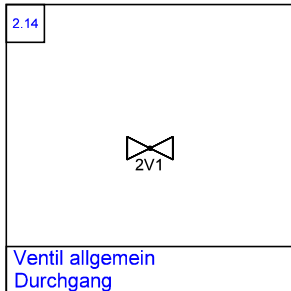
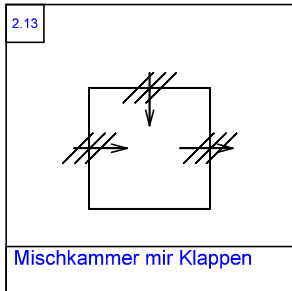
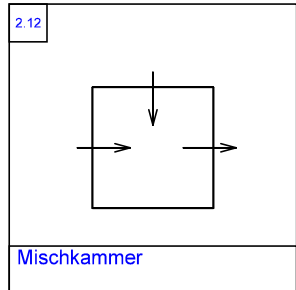
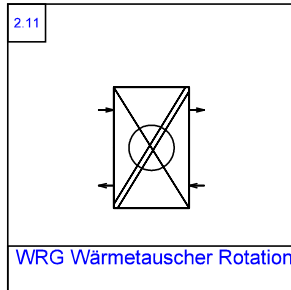
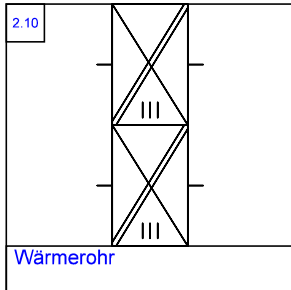
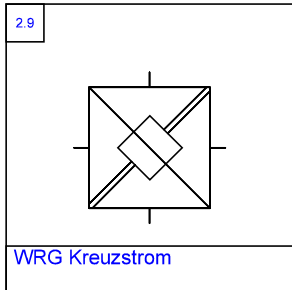
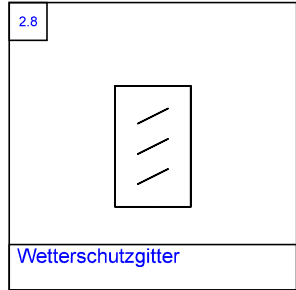
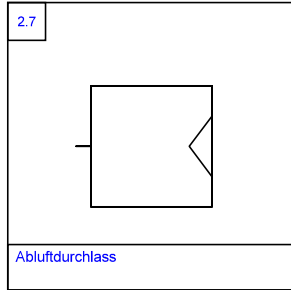
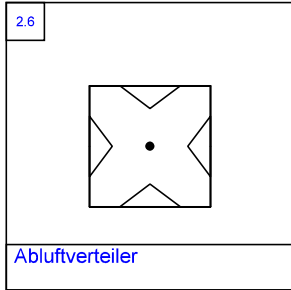
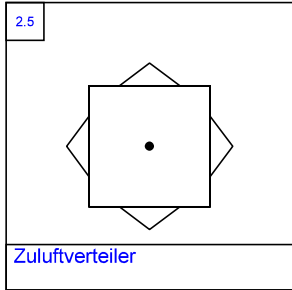
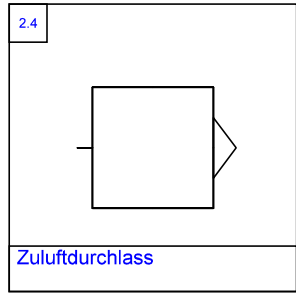
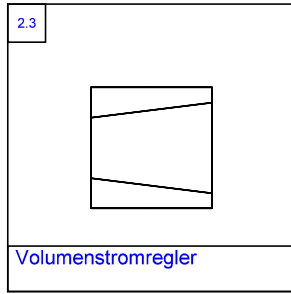
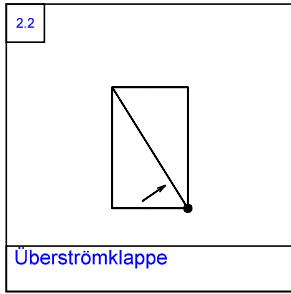
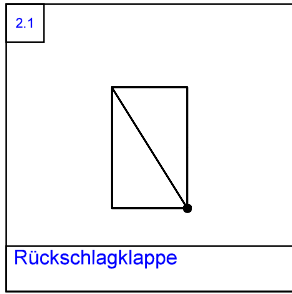


	Datum	Name	Bezeichnung	Zeichnungs-Nr.:	Blatt
gez.:	13.06.2010	A. Jahnke	<b>STÜCKLISTE</b>	280510_001	1
gepr.:			Symbolaufstellung für RLT-Schemata gemäß EN 13799	Projekt:	von
Norm			ehem. DIN 1946	EN 13799	3
Symbolübersicht RLT EN13799 1.0.spl7					



	Datum	Name	Bezeichnung	Zeichnungs-Nr.:	Blatt
gez.:	13.06.2010	A. Jahnke	<b>STÜCKLISTE</b> Symbolaufstellung für RLT-Schemata gemäß EN 13799 ehem. DIN 1946	280510_001	2
gepr.:				Projekt:	von
Norm				EN 13799	3
Symbolübersicht RLT EN13799 1.0.spl7					


	Datum	Name	Bezeichnung	Zeichnungs-Nr.:	Blatt
gez.:	13.06.2010	A. Jahnke	<b>STÜCKLISTE</b> Symbolaufstellung für RLT-Schemata gemäß EN 13799 ehem. DIN 1946	280510_001	3
gepr.:				Projekt:	von
Norm				EN 13799	3
Symbolübersicht RLT EN13799 1.0.sp17					